

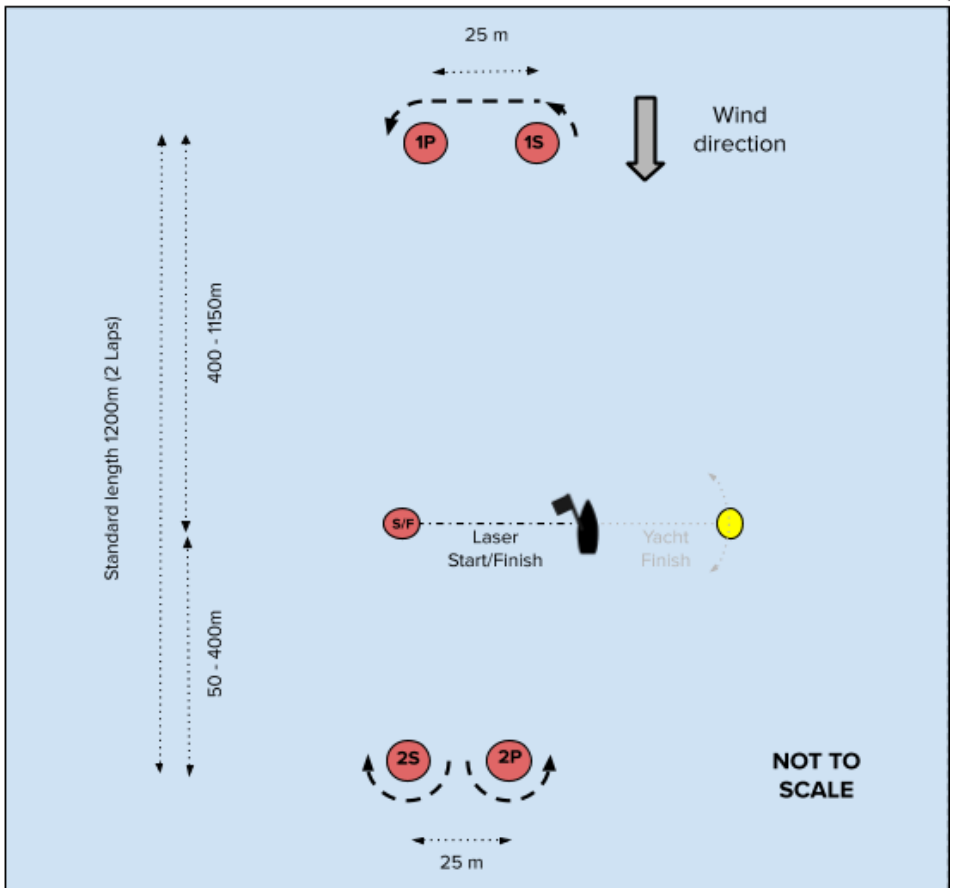
A2 LASER COURSES

- 1.1 The Course as described in Table 1 below shall be displayed on a board on the start boat, before or with the Warning Signal.
- 1.2 Marks 1S - 1P may be replaced by a singular Mark 1, which shall be rounded to port and coloured the same as the two marks it replaces.
- 1.3 Marks 2S/2P may be replaced by a singular Mark 2, which shall be rounded to port and coloured the same as the two gate marks it replaces.
- 1.4 The indicative course layout is shown in illustration 1. The diagram is approximate only and is not to scale.

Table 1 – Courses and Course Descriptions

COURSE	COURSE DESCRIPTION
	<i>Windward - Leeward Course (CC and LM)</i>
1	Start – 1S - 1P – 2S/2P – Finish (1 lap)
2	Start – 1S - 1P – 2S/2P – 1S - 1P – 2S/2P – Finish (2 laps)
3	Start – 1S - 1P – 2S/2P – 1S - 1P – 2S/2P – 1S - 1P – 2S/2P – Finish (3 laps)
	<i>Harry Anderson Course - Port rounding (4P)</i>
4	Start – 1P – 2P – S/F – 3P – 1P – 2P – S/F – 3P – Finish (2 laps)
5	Start – 1P – 2P – S/F – 3P – 1P – 2P – S/F – 3P – 1P – 2P – S/F – 3P – Finish (3 laps)
	<i>Harry Anderson Course - Starboard rounding (4P)</i>
6	Start – 1S – 2S – S/F – 3S – 1S – 2S – S/F – 3S – Finish (2 laps)
7	Start – 1S – 2S – S/F – 3S – 1S – 2S – S/F – 3S – 1S – 2S – S/F – 3S – Finish (3 laps)
	<i>Figure 8 Courses (CC)</i>
8	Start – 1P – 2P – 3S – 4S – 1P – 4S – Finish (2 laps)
9	Start – 1S – 2S – 3P – 4P – 1S – 4P – Finish (2 laps)

Windward - Leeward Course (CC and LM)



Harry Anderson Course - Port and Starboard rounding (4P)

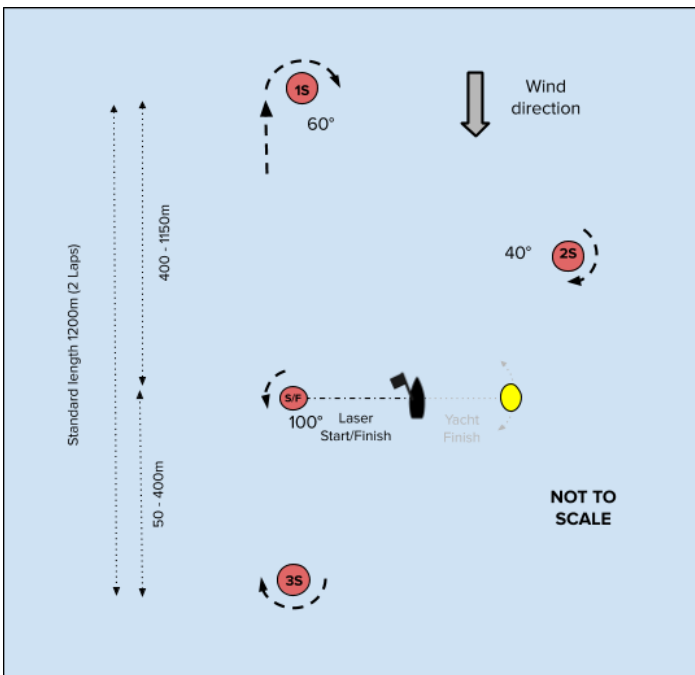
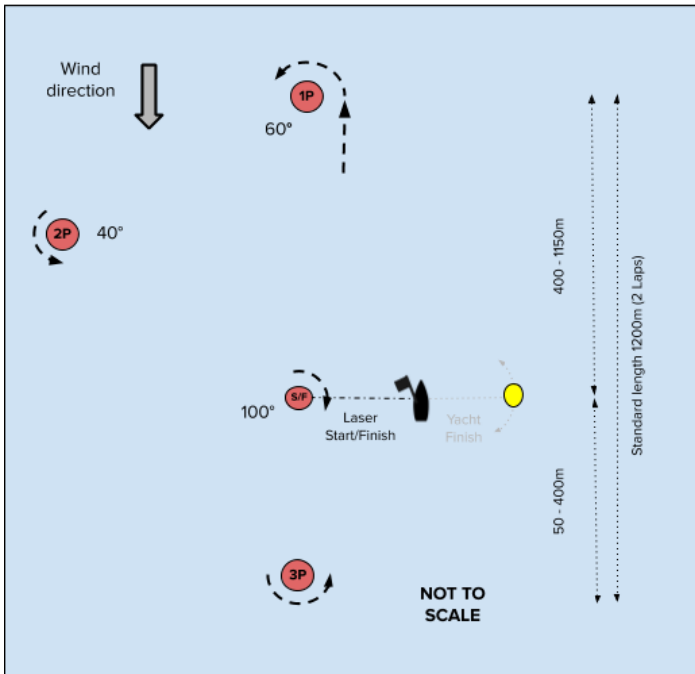


Figure 8 Courses - (CC)

